



**MOTHER GOOSE ON THE LOOSE
HATCHLINGS - "IN THE NEST"**

Hatchlings Highlights

SESSION 1

WELCOME | SESSION 1

Hello, Hatchlings Families!
Let's get to know each other & the program.

Unexpected is expected

Calm down without the crowd

Respect baby's rest

Hands on exploration

Stay Engaged; Silence phones

A few reminders

Singing, talking, and sharing books with babies builds their brains and their language skills.

RHYME
Old Mother Goose when she wanted to wander, would fly through the air on a very fine gander.

Research shows that babies hear words while they are still in the womb.

If You're Happy and You Know It (Since I Love You Very Much)

Quick Tips!

After birth, babies can see objects 8 to 10 inches from their face.

Tummy time should always be supervised by an adult.

To your child, your voice is the most beautiful sound in the world.

Feel free to read just one or two pages aloud, or don't read at all. Simply talk about the book!

Board books are safe and easy to clean. Newborns prefer high contrast black and white pictures.

There are many ways to read a story...

Show the pictures

Talk about the pictures

Ask questions and answer them!

and even sing a song!

The brain likes to remember happy moments.

Your song is even more powerful if you smile when you sing.

Let's play Peek-a-boo. Peek-a-boo is a fun way to distract your baby.

"I've Got Something in My Pocket"
I've got something in my pocket, it belongs across my face. I keep it very close at hand, in a most convenient place. I'm sure you couldn't guess it if you guessed a long, long while. So I'll take it out and put it on, it's a Great Big Loving Smile!

Eye Winker, Round & Round the Garden, This is Bill Hernandez

Words are full of fun sounds


Rum, Pum, Pum

What's your name?
What's your baby's name?

Tapping out their names on the drum enables babies to become aware of syllables and the sounds in words.

Don't have a drum? Clap babies hands or bounce your finger while baby holds onto it.

SESSION 1



And we walk!

Movement Words

- Sway
- Dance
- Creep
- Walk
- Tip Toe
- Slide

Try these out!

Freeze games help practice stopping!

Babies learn movement words by acting them out.

 **And We Walk... & Handy Spandy**

Babies love listening to and making animal sounds

Making animals sounds helps children hear the small sounds in words. This helps with learning how to read.

 **I Went to Visit the Farm One Day & Little Frog on a Log**

Wiggle! March!
Talk or sing about the pictures.



Little frog, on a log
Sings his song, all day long.
Ribbit, ribbit, ribbit,
Ribbit, ribbit, ribbit.
(gives kisses)



Pizza, pizza hot.
Pizza, pizza cold,
Pizza, pizza in the box, nine days old.
Some like it hot.
Some like it cold.
Some like it in the box,
nine days old. ICK!

Shakers away, shakers away,
put your shakers away today. (repeat)
Singing clean up songs makes cleaning up fun!


Changing the words to songs and rhymes keeps them fun.

 **We All Shake Our Shakers, Pizza, Pizza, Hot & Shakers Away**




Singing lullabies calms and relaxes babies.

Rocking motions and hearing your heartbeat calms them down.

 **Too Ra Loo Ra Loo Ra**

Too Ra Loo Ra Loo Ra, too Ra Loo Ra lie,
You're my little hatchling,
so here's a lullaby.
Too Ra Loo Ra Loo Ra, too Ra Loo Ra lie,
Let's both relax together,
resting - you and I.



Libraries are places for finding answers to your questions.

Here are some things you can find at the library:



Books



Friendly and helpful librarians



Computers

Libraries welcome parents and babies.

Meet other families with babies at the library.
Meet future friends during library programs.

The place for you and the place for me is the local public library!

Oh, the place for you and the place for me is the local public library. They have books and things that they lend for free. It's the latest, it's the greatest, it's the library.

Educational, informational, entertainment that's sensational. It's a way of life, it's for you and me. It's the latest, it's the greatest, it's the library.
(Dum ba da da dum, dum dum)



The more words your baby learns, the better!

Talk, sing, share books, and play with your child.


 **Talk, Sing, Share Books, and Play**


DISCUSS!
Name one new idea from this session that you expect to practice at home with your baby.



Questions?

Let's take a group photo!
Make sure your nametag shows.

 **Don't leave before...**
Please return the kits & fill out exit surveys.

 **Don't leave without...**
Take the *Hatchlings* songbook so you can sing to your baby at home!

Recordings of all *Hatchlings* songs can be found at:
<https://bit.ly/3MEy8xA>
Or by scanning this QR code:

