



SESSION 4

Cheat Sheet

Panel 1

- Welcome to *MGOL Hatchlings - In the Nest 4*.
- Introductions.
- Your name, baby's name & age, one thing you'd like to share about your baby or something you are now doing at home as a result of coming to *Hatchlings*.
- Fill out paperwork - (research & photos for articles and conference presentations).
- Reassure parents not to worry if their children make noise.
- Give guidance on what to do if a child start loudly crying or wailing.
- Tell parents they don't need to sit still either.
- Don't wake the baby!
- Your baby learns by imitating you.
- Be enthusiastic / cell phones away.


Panel 2

- The more words your child knows, the easier it will be to learn to read.
 - Children learn words when you talk, sing, share books, and play with them.
- 🎵 "Talk, Sing, Share Books and Play"
- 😊 "Old Mother Goose when she wanted to wander, would fly through the air on a very fine gander."

Panel 3


- 📖 *Happy Baby*
- Tummy time strengthens baby's head, neck and upper body muscles. It can be on a blanket or chest-to-chest.
- 📖 Describe to your baby what you see in the picture.
- Talking teaches the names of things.
 - Describing emotions will help your baby have words to communicate feelings.

SESSION 4

 Looking at pictures trains eyes for reading.

- Run in the rain, open the umbrella.

Panel 4

 “It’s Raining It’s Pouring / Rain, Rain, Go Away”

 “It’s Raining It’s Pouring”


 “Books Away”

- Naming parts of the body and movement builds vocabulary.

 “Two Little Eyes”

 “Put Your Finger in the Air”

Panel 5

- “Can You Kick with Two Feet?”
- Repeating songs and stories helps your baby learn.
- Steady beats are reassuring, bounces are fun.
- Drum Sequence.
-  “Rum Pum Pum, This is My Drum!”
 - What’s your name?
 - Tapping out the sounds in words = hearing syllables.


Panel 6

 “Here We Go In, In, In, In”

- Freeze games help children practice stopping!

 “And We Walk...”

- Other movement words?


 “Hokey Pokey” (from Panel 7, session 2) “without a doubt”

- Share songs that you remember.

 “Handy Spandy”

Panel 7

 *Wiggle! March!*

 Sing an animal song.

- Talk and sing about daily life:

 “I Went to Visit the Store One Day”

I saw a carrot along the way.
What color was the carrot that day?
Orange, orange, orange

- Did anyone use this song last week?
- New ideas for this song?
- What else can we sing about?

 “Books Away”

Panel 8

 “I Dropped my Frog”

- This week’s gift: the frog puppet!!!

 Little Frog On a Log

Little frog, on a log
Sings his song, all day long.
Ribbit, ribbit, ribbit,
Ribbit, ribbit, ribbit (*Kisses*)

- Song & rhyme booklet.

 “Frogs Away”

Panel 9

- Babies are scientists, exploring everything.

 “We’ll All Shake Our Shakers”

 “I Have a Little Shaker.

- Always supervise babies with props - be aware of choking hazards.
- Children learn best through exploration (study about the toy).

 “Shakers Away”

Panel 10

- Singing lullabies calms and relaxes babies.
- Rocking motions and hearing your heartbeat calms them.
- Use your baby’s name!

 “Too Ra Loo Ra Loo Ra”

Too ra loo ra loo ra, too ra loo ra lie,
You’re my little hatchling,
so here’s a lullaby.
Too ra loo ra loo ra, too ra loo ra lie,
Let’s both relax together,
resting - you and I.

Panel 11

- Libraries are places for finding answers to your questions.
- Librarians help people find what they are looking for.
- Libraries welcome parents and babies.
- You can meet other families with babies at the library.

- Meet future friends during library programs.

Panel 12

- The more words your baby learns, the better!

 “Library Song” (with lyrics)

Oh, the place for you
and the place for me
is the local public library.
They have books and things
that they lend for free.
It’s the latest, it’s the greatest,
it’s the library.

Educational, informational,
Entertainment that’s sensational
It’s a way of life, it’s for you and me
It’s the latest, it’s the greatest,
it’s the library.
(Dum ba da da da dum, dum dum)

Panel 13

- Parents are their babies’ first and very important teachers.
- Watch carefully when your baby plays with the frog puppet.
- Play with the puppet or shaker should always be supervised.
- Share something about your experience today, or about the *Hatchlings* program. Do you sing, talk, share books, or talk more with your baby?

 “Talk, Sing, Share Books and Play”

 “My Little Baby is Going to Sleep”

