

**SESSION 3**

# WELCOME



## Hello, Hatchlings Families!

A few reminders



**Unexpected  
is expected**



**Calm down  
without the crowd**



**Respect  
baby's rest**



**Hands on  
exploration**



**Stay Engaged;  
Silence phones**

**Let's go around and introduce ourselves!**


# Smile, talk, sing, share books and play with your baby.

Early speech and language skills are associated with success in developing reading, writing, and social skills, in childhood and later in life.



**Talk, Sing,  
Share Books & Play.**

**Can You Clap  
With Two Hands?**



“Mirror” the faces your baby makes, clap when your baby claps.

## RHYME

Old Mother Goose when she wanted to wander, would fly through the air on a very fine gander.



# There are many ways to read a story...

Make up stories.



Talk about what you see.



Count what's in the pictures.

And even sing to any tune you like or make up a song!



## **There Are Bubbles in the Air**

Try chanting! "You can do it!"  
Babies' brains learn best when you talk directly to them, not by listening to the television.



## **Books Away**

# Name the parts of your baby's face and talk about the faces they're making.



## **Who's That Tapping on My Shoulder & Two Little Eyes to Look Around**

Two little eyes to look around,  
Two little ears to hear a sound.

One little nose to smell  
what's sweet...

*(take a deep smell)*

And one little mouth that likes to eat!

*(mmmmmmm)*

Use words to describe how you think  
your baby is feeling.



## **This is Big, Big, Big**


Children love repetition. 

# Repeating songs, rhymes, and stories helps your baby learn

Watch your babies' faces and talk about their reactions to different activities.



**This is Bill Hernandez**



Feel free to substitute your baby's name or names or people in your baby's life.

# Rocking comforts, but dancing rocks!

Movement fires up the brain and helps baby learn new words to describe motion. Each rhyme is followed by a fun fact about that motion.



## **Rhyme: Rum Pum Pum, This is My Drum!**

Listen for the sounds in your name as you tap out your name in syllables.

## **Rhyme: And We March...**

Freeze games help children practice stopping!

## **Song: Here We Go In, In, In, In**

Walking, swaying, and singing softly comforts babies.

## **Song: Baby, Baby, You're My Star**

## **Rhyme: Handy Spandy**

And we walk!

Bounce!

Dance!



# Talk to your baby about the things that you see.



## I Went To Visit the Farm One Day

### **Wiggle! March!**

Play with your baby using books.



## I Went to Visit the Store One Day

Talk and sing about daily life:  
*I went to visit the store one day.  
I saw a carrot along the way.  
What color was the carrot that day?  
Orange, orange, orange?*

No matter what your voice sounds like, your baby loves listening to you talk and sing.


What else can we sing about?

# Sing and talk about the things your baby sees.



## I Dropped My Frog

Use a puppet to talk with your baby. Use different voices and movements and see which ones your baby enjoys most.



## Frogs Away



# Babies are scientists!

Playing with musical instruments sparks curiosity and encourages scientific exploration.



**Song: We'll All Shake Our Shakers**

**Song: Who's That Tapping on My Shoulder?**

**Rhyme: Pizza Pizza Hot**

**Song: I've Got Something in my Pocket**



Talk with your baby about the shakers!

**Song: Shakers Away**

# Parents need rest time, too.


The soft slow pace of lullabies helps you  
and your baby relax.



## Too Ra Loo Ra Loo Ra

Too ra loo ra loo ra, too ra loo ra lie,  
You're my little hatchling,  
so here's a lullaby.

Too ra loo ra loo ra, too ra loo ra lie,  
Let's both relax together,  
resting - you and I.



## Visit the library

# The place for you and the place for me is the local public library!

Oh, the place for you  
and the place for me  
is the local public library.  
They have books and things  
that they lend for free.  
It's the latest, it's the greatest,  
it's the library.

Educational, informational,  
entertainment that's sensational.  
It's a way of life, it's for you and me.  
It's the latest, it's the greatest,  
it's the library.  
(Dum ba da da da dum,  
dum dum)



And don't forget — a library card helps you take more learning and exploration home!

# The more words your baby learns, the better!

Talk, sing, share books, and  
play with your child.

## QUESTIONS

What is something new you heard?  
Which song or rhyme will you do at  
home with your baby?



**Talk, Sing, Share Books, and Play**

# Questions?



**Don't leave before...**

Please return the kits & fill out exit surveys

**Don't leave without...**

Take the *Hatchlings* songbook so you can sing to your baby at home!



Recordings of all *Hatchlings* songs can be found at:  
<https://bit.ly/3MEy8xA>  
Or by scanning this QR code:



**Let's take a group photo!**  
**Make sure your nametag shows.**



# Thanks for coming!

Visit us at the library any time!  
We look forward to seeing you there.

**Please return for  
Hatchlings session 4!**



Maryland  
**State Library  
Agency**

*Mother Goose  
On The Loose*  
[www.MGOL.net](http://www.MGOL.net)



*The MGOL Hatchlings materials were developed with funds from the Maryland State Department of Education, Division of Early Childhood, as part of the PDG B-5 for MD State Libraries, funded through Grant Number 90TP0032-01-00 from the Office of Child Care, Administration for Children and Families, U.S. Department of Health & Human Services.*

*Its contents are solely the responsibility of the authors and do not necessarily represent the official views of the Office of Child Care, the Administration for Children and Families, or the U.S. Department of Health and Human Services.*