

# Materials Checklists



The Materials Checklist consists of a few different lists: 1) items for the in-house *Hatchlings* kits; 2) materials (by week) for taking-home from on-site and virtual programs; 3) items needed to present the *Hatchlings* sessions; and, 4) optional items for storage and transport; in-House Kit Materials Checklist.

These kits are for use in each session. There should be one kit per person and facilitator (and guests) which will be sanitized after each session and reused in subsequent sessions. Use a permanent marker to make a long line across the handles on the totes which are for library use only. This will distinguish them from totes which are meant to be taken home.

## Items for in-house *Hatchlings*' kits

- MGOL Tote Bag
- Songbook
- Maraca
- Wiggle! March!*
- Happy Baby!*
- Frog Puppet

## Take Home Kit Materials From On-Site Programs

### WEEK 1







- MGOL Tote Bag\*
- Songbook
- Happy Baby!*
- Early Literacy Calendars
- Flyers about library programs for babies

If the Calendars and flyers are too big to fit into the tote bag, they can be stacked on a table for pick up at the end of the session.

\* Denotes the giveaway item for the week








## WEEK 2

Returning families receive only the maraca. Only new families at the second session receive kits. Everyone is always welcome to take an Early Literacy Calendar and library flyers.

-  MGOL Tote Bag
-  Songbook
-  Chickita\*
-  *Happy Baby!*
-  Early Literacy Calendars
-  Flyers about library programs for babies


## WEEK 3

Returning families receive only the book, *Wiggle! March!* Only new families at the third session receive kits. Everyone is always welcome to take an Early Literacy Calendar and library flyers.

-  MGOL Tote Bag
-  Songbook
-  Chickita
-  *Wiggle! March!\**
-  *Happy Baby!*
-  Early Literacy Calendars
-  Flyers about library programs for babies

## WEEK 4

Returning families receive only the frog puppet. Only new families at the fourth session receive kits. Everyone is always welcome to take an Early Literacy Calendar and library flyers.

-  MGOL Tote Bag
-  Songbook
-  Chickita
-  *Wiggle! March!*
-  *Happy Baby!*
-  Frog Puppet\*
-  Early Literacy Calendars
-  Flyers about library programs for babies

## Program Set up Checklist — In person

This downloadable checklist of props needed to set up for your In the Nest sessions makes it easy to gather the materials.

- Flannel board / Easel / Stand for holding panels
- *In the Nest* Panels
- 1 empty Mother Goose on the Loose tote
- *In the Nest* Kits (one per person to place on chairs before the program starts, one for the facilitator and a few extra just in case) consisting of:
  - Mother Goose on the Loose Tote Bag (to hold all the items)
  - Chickitas (one per kit)
  - *Happy Baby* by Violet Lemay (one per kit)
  - *Wiggle! March!* indestructible book (one per kit)
  - A frog puppet (one per kit)
- 1 Display Kit for “In the Nest” containing:
  - A Mother Goose on the Loose tote bag
  - the *Happy Baby* cardboard book,
  - the *Wiggle! March!* indestructible book,
  - a shaker,
  - a frog puppet,
  - an *In the Nest* songbook, and
  - an early literacy calendar.
- Homemade shaker (water bottle with dried lentils or rice) for display
- Tables and chairs for participants as needed
- (Optional) A changing area with wipes and a lined waste basket with a lid for dirty diapers and/or written directions to the nearest restroom with a changing table.
- A large plastic bin with a printed sign saying “Kit Returns” attached to it.