


MOTHER GOOSE ON THE LOOSE
HATCHLINGS - "IN THE NEST"


Hatchlings Headlines

SESSION 4

WELCOME | SESSION 4



Hello, Hatchlings Families!
Let's get to know each other & the program.



Unexpected is expected



Calm down without the crowd



Respect baby's rest



Hands on exploration



Stay Engaged; Silence phones


A few reminders

The more words your child knows, the easier it will be to learn to read.

Children learn words when you talk, sing, share books, and play with them.

Talk, Sing, Share Books & Play


RHYME
Old Mother Goose when she wanted to wander, would fly through the air on a very fine gander.



Tummy time strengthens baby's head, neck and upper body muscles.

Tummy time should always be supervised by an adult. It can be on a blanket or chest-to-chest.

ACTIVITY
Describe to your baby what you see in the picture. Talking teaches the names of things.



Describing emotions will help your baby have words to communicate feelings. Looking at pictures trains eyes for reading.

ACTIVITY
Pretend your fingers are feet. Run for your umbrella, it's raining!"

Naming parts of the body and movement builds vocabulary.

Song: It's Raining It's Pouring / Rain, Rain, Go Away
Song: Books Away
Song: Two Little Eyes to Look Around


Two little eyes to look around,
Two little ears to hear a sound.
One little nose to smell what's sweet...
(take a deep smell)
And one little mouth that likes to eat! (mmmmmmm)

Put Your Finger in the Air

Can You Kick With Two Feet?
Repeating songs and stories helps your baby learn.

Rum Pum Pum, This is My Drum!
What's your name?

Tapping their names on the drum enables babies to become aware of sounds and syllables in words.



Steady beats are reassuring and fun.


Gentle movements to a steady beat are reassuring to babies because it reminds them of the heartbeat they heard in the womb.

Rocking comforts, but dancing rocks!

Movement fires up the brain and helps baby learn new words to describe motion. Each rhyme is followed by a fun fact about that motion.

Song: Here We Go In, In, In, In
Song: We March and We March
Freeze games help children practice stopping!
Song: Hokey Pokey
"I love you withou a doubt!"
Rhyme: Handy Spandy

And we walk!
Bounce!
Dance!



SESSION 4

Talk to your baby about the things that you see.



I Went to Visit the Farm One Day & I Went to Visit the Store One Day



Books Away

Talk and sing about daily life:
I went to visit the store one day.
I saw a carrot along the way.
What color was the carrot that day?
Orange, orange, orange?

No matter what your voice sounds like, your baby loves listening to you talk and sing. What else can we sing about?

QUESTIONS

Did anyone use this song last week?
New ideas for this song?
What else can we sing about?

Little frog, on a log
Sings his song, all day long.
Ribbit, ribbit, ribbit,
Ribbit, ribbit, ribbit.
(give kisses)



All the songs we've sung during Hatchlings are in the song booklet, which you'll receive at the end of the session.



Frogs Away

Puppets make singing even more fun!

If you think your baby needs some entertainment, sing this song with your frog puppet.



I Dropped My Frog & Little Frog on a Log

I have a little shaker, I'll shake it in the air.
I'll shake it over here, I'll shake it over there.
It can be a carousel, going round and round.
It can be a shooting star, falling to the ground.

I have a little shaker,
I'll shake it in the air.
I'll shake it over here,
I'll shake it over there.

Shakers away, shakers away. Put your shakers away today. (repeat)

Singing clean up songs makes cleaning up fun!



Babies learn through play. Using musical instruments creates playful learning experiences.



We All Shake Our Shakers, I Have A Little Shaker & Shakers Away

Parents need rest time, too.

The soft slow pace of lullabies helps you and your baby relax.



Too Ra Loo Ra Loo Ra

Too Ra Loo Ra Loo Ra, too Ra Loo Ra Lie,
You're my little hatchling,
so here's a lullaby.
Too Ra Loo Ra Loo Ra, too Ra Loo Ra Lie,
Let's both relax together,
resting - you and I.



Libraries are places for finding answers to your questions.

Here are some things you can find at the library:



Books



Friendly and helpful librarians



Computers

Libraries welcome parents and babies.

Meet other families with babies at the library.
Meet future friends during library programs.

The place for you and the place for me is the local public library!



And don't forget — a library card helps you take more learning and exploration home!

Oh, the place for you and the place for me is the local public library. They have books and things that they lend for free. It's the latest, it's the greatest, it's the library.

Educational, informational, entertainment that's sensational. It's a way of life, it's for you and me. It's the latest, it's the greatest, it's the library. (Dum ba da da dum, dum dum)

Puppets can be used to talk, sing, share books, and play with your child.

Watch carefully when your baby plays with the frog puppet. Play with the puppet or shaker should always be supervised.



Song: Talk, Sing, Share Books and Play & My Little Baby is Going to Sleep



DISCUSS:

Share something about your experience today, or about the Hatchlings program. Do you sing, play, share books, or talk more with your baby?

Questions?

Let's take a group photo!
Make sure your nametag shows.



Don't leave before...

Please return the kits & fill out exit surveys.



Don't leave without...

Take the Hatchlings songbook so you can sing to your baby at home!

Recordings of all Hatchlings songs can be found at:
<https://bit.ly/3MEy8xA>
Or by scanning this QR code:

