

MOTHER GOOSE ON THE LOOSE
HATCHLINGS - "IN THE NEST"

Hatchlings Headlines

SESSION 2


WELCOME | SESSION 2



Hello, Hatchlings Families!
Let's get to know each other & the program.



Unexpected is expected



Calm down without the crowd



Respect baby's rest



Hands on exploration



Stay Engaged; Silence phones

A few reminders

If You're Happy & You Know It
(Since I Love You Very Much)

Babies hear words while you talk to them.

Your voice is their favorite sound. Back and forth conversations are the best. Singing, talking, and sharing books with babies builds their brains and their language skills.

RHYME

Old Mother Goose when she wanted to wander, would fly through the air on a very fine gander.



QUESTION

Did you have tummy time last week?

It's best to try tummy time when your baby seems most happy.

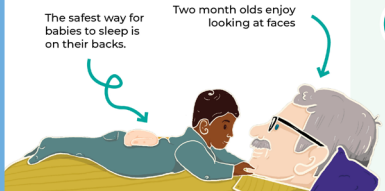
Tummy time should always be supervised by an adult.

If You're Sleepy and You Know It, Give a Yawn

Share books with your baby by talking, singing, playing, or asking questions. If baby responds, even with a sound, repeat the response and add on to it.

The safest way for babies to sleep is on their backs.

Two month olds enjoy looking at faces



Smiling at your baby is very important.


Try to match the words in the songs with visual cues. Try singing about sizes and showing them at the same time, or naming body parts and movements.

"I've Got Something in My Pocket"

I've got something in my pocket, it belongs across my face. I keep it very close at hand, in a most convenient place. I'm sure you couldn't guess it if you guessed a long, long while. So I'll take it out and put it on, it's a Great Big Loving Smile!

This is Big, Big, Big & We Clap Our Hands Together

Let's play Peek-a-boo. Peek-a-boo is a fun way to distract your baby.



Rocking comforts, but dancing rocks!

Movement fires up the brain and helps baby learn new words to describe motion. Each rhyme is followed by a fun fact about that motion.


This is Bill Hernandez

Rhyme: Rum Pum Pum, This is My Drum!
Listen for the sounds in your name as you tap out your name in syllables.

Rhyme: And We Walk...
Freeze games with a baby should only involve gentle movements. You can add more movements as your baby gets older.

Hokey Pokey
"I love you without a doubt"

Handy Spandy





Babies love listening to and making animal sounds

Making animals sounds helps children hear the small sounds in words. This helps with learning how to read.

I Went To Visit the Farm One Day, When the Cows Get Up In the Morning & Little Frog On a Log

Wiggle! March!
Wordless books are great to use with babies. You can make up your own stories or songs.

You can find all the songs we've sung today in the song booklet, which you'll receive at the end of the session.

SESSION 2

Pizza, pizza hot.
Pizza pizza cold,
Pizza, pizza in the box, nine days old.
Some like it hot.
Some like it cold.
Some like it in the box,
nine days old. ICK!

Shakers away, shakers away, put your shakers away today. *(repeat)*

Singing clean up songs makes cleaning up fun!




Changing the words to songs and rhymes keeps them fun.


Song: We All Shake Our Shakers
Rhyme: Pizza Pizza Hot
Song: Wheels on the Bus
Name the place you are visiting!


Singing lullabies calms and relaxes babies.

Rocking motions and hearing your heartbeat calms them down.

 **Baby, Baby**
to the tune of "Twinkle, Twinkle"

Baby, baby you're my star.
I love you just as you are.
You're the apple of my eye,
You will grow to be so high.
Baby, baby, you're my star.
I love you just as you are.

You can also use "Baby" and then substitute your baby's name.



Libraries are places for finding answers to your questions.

Here are some things you can find at the library:

 **Books**  **Friendly and helpful librarians**  **Computers**

Libraries welcome parents and babies.

Meet other families with babies at the library.
Meet future friends during library programs.

The place for you and the place for me is the local public library!


Oh, the place for you and the place for me is the local public library. They have books and things that they lend for free. It's the latest, it's the greatest, it's the library.

Educational, informational, entertainment that's sensational. It's a way of life, it's for you and me. It's the latest, it's the greatest, it's the library.
(Dum ba da da dum, dum dum)




The more words your baby learns, the better!

Talk, sing, share books, and play with your child.


 **Talk, Sing, Share Books, and Play**


DISCUSS:
What songs do you or your baby like most?



Questions?

Let's take a group photo!
Make sure your nametag shows.

 **Don't leave before...**
Please return the kits & fill out exit surveys.

 **Don't leave without...**
Take the *Hatchlings* songbook so you can sing to your baby at home!

Recordings of all *Hatchlings* songs can be found at:
<https://bit.ly/3MEy8xA>
Or by scanning this QR code:

