

IN THE NEST

Materials Checklist

The Materials Checklist consists of a few different lists: items for the in-house *Hatchlings* kits; materials (by week) for taking-home from on-site and virtual programs; items needed to present the *Hatchlings* sessions, and ; optional items for storage and transport; in-House Kit Materials Checklist.






These kits are for use in each session. There should be one kit per person and facilitator (and guests) which will be sanitized after each session and reused in subsequent sessions.

Kit items for in-person use during on-site sessions

-  MGOL Tote Bag
-  Songbook
-  Maraca
-  *Wiggle! March!*
-  *Hello, My World*
-  Frog Puppet

Take Home Kit Materials From On-Site Programs

WEEK 1







-  MGOL Tote Bag
-  Songbook
-  *Hello, My World*
-  Early Literacy Calendars
-  Flyers about library programs for babies

If the Calendars and flyers are too big to fit into the tote bag, they can be stacked on a table for pick up at the end of the session.

IN THE NEST | MATERIALS CHECKLIST








WEEK 2

Only new families at the second session receive kits. **Returning families receive only the maraca.** Everyone is always welcome to take an Early Literacy Calendar and library flyers.

-  MGOL Tote Bag
-  Songbook
-  Maraca
-  *Hello, My World (if needed)*
-  Early Literacy Calendars
-  Flyers about library programs for babies









WEEK 3

Only new families at the third session receive kits. **Returning families receive only the book, *Wiggle! March!*** Everyone is always welcome to take an Early Literacy Calendar and library flyers.

-  MGOL Tote Bag
-  Songbook
-  Maraca *(if needed)*
-  *Wiggle! March!*
-  *Hello, My World (if needed)*
-  Early Literacy Calendars
-  Flyers about library programs for babies

WEEK 4

Only new families at the fourth session receive kits. **Returning families receive only the frog puppet.** Everyone is always welcome to take an Early Literacy Calendar and library flyers.

-  MGOL Tote Bag
-  Songbook
-  Maraca *(if needed)*
-  *Wiggle! March!*
-  *Hello, My World (if needed)*
-  Frog Puppet
-  Early Literacy Calendars
-  Flyers about library programs for babies

IN THE NEST | MATERIALS CHECKLIST

Program Set up Checklist — In person

This downloadable checklist of props needed to set up for your In the Nest sessions makes it easy to gather the materials.

- Easel/felt/magnet board (*placed on table with a chair beside it*)
- *In the Nest Panels (in order next to or on the board)*
- Additional copies of the possible hand-outs depending on the week: Early Literacy Calendars, Songbooks, Tote Bags, Maracas, *Wiggle March!* and *Hello, My World*.
- *In the Nest Kits* (one per person to place on chairs before the program starts, and a few extra just in case) One for the facilitator (See "Kit items for in-person use during on-site sessions) on page 161)
- Chairs/mats for participants
- 1 empty Tote Bag and one Display Kit for "In the Nest" containing:
 - A Mother Goose on the Loose tote bag
 - the *Happy Baby* cardboard book,
 - the *Wiggle! March!* indestructible book,
 - a shaker,
 - a frog puppet,
 - an *In the Nest* songbook, and
 - an early literacy calendar.
- Forms (*Consent forms, Sign-in sheet, surveys*), iPads if needed
- Nametag supplies (labels, permanent markers, sample nametag)
- 3 plastic bins (*one under the table, one labeled "Kit Returns", one containing the kits / items to be handed out at the end of the session*)