



SESSION 4

Cheat Sheet



Panel 1


- Welcome to MGOL Hatchlings - In the Nest 4
- Introductions
- Your name, baby's name & age, one thing you'd like to share about your baby or something you are now doing at home as a result of coming to Hatchlings.
- Fill out paperwork - (research & photos for articles and conference presentations)
- Reassure parents not to worry if their children make noise.
- Give guidance on what to do if a child start loudly crying or wailing
- Tell parents they don't need to sit still either
- Don't wake the baby!
- Your baby learns by imitating you
- Be enthusiastic / cell phones away

Panel 2

- The more words your child knows, the easier it will be to learn to read
- Children learn words when you talk, sing, share books, and play with them.
-  Song: Talk, sing, share books and play
-  Rhyme: Old Mother Goose when she wanted to wander, would fly through the air on a very fine gander.


Panel 3


-  Book: Happy Baby
- Tummy time strengthens baby's head, neck and upper body muscles. It can be on a blanket or chest-to-chest.
-  Activity: Describe to your baby what you see in the picture.
- Talking teaches the names of things.
- Describing emotions will help your baby have words to communicate feelings.

 Looking at pictures trains eyes for reading.

- Activity: Run in the rain, open the umbrella.

Panel 4

 Song: It's Raining It's Pouring / Rain, Rain, Go Away

 Adapted song: It's Raining It's Pouring

 Song: Books Away

- Naming parts of the body and movement builds vocabulary.

 Rhyme; Two Little Eyes

 Song: Put Your Finger in the Air

Panel 5

 Janet Wong's Poem

Foot wave
air bump
jazz hands
heart thump
thumbs up
clap hello
chicken wing elbow
rabbit ears
fish face

I bring you greetings
from inner space

Panel 6

 Can you kick with two feet?

- Repeating songs and stories helps your baby learn.
- Steady beats are reassuring, bounces are fun.

- Drum Sequence

 Rum pum pum, this is my drum!

- What's your name?
- Tapping out the sounds in words = hearing syllables


Panel 7

 Song: Here we go in, in, in, in.

- Freeze games help children practice stopping!

 Rhyme: And we walk...

- Other movement words?

 Hokey Pokey (from Panel 7, session 2) "without a doubt"

- Share songs that you remember


 Rhyme: Handy Spandy

Panel 8

 Book: Wiggle! March!

 Song: Sing an animal song.

- Talk and sing about daily life:

 Song: I went to visit the store one day

I saw a carrot along the way.
What color was the carrot that day?
Orange, orange, orange

- Did anyone use this song last week?
- New ideas for this song?
- What else can we sing about?

 Song: Books away

Panel 9

- 🎵 Song: I dropped my frog.
 - This week's gift: the frog puppet!!!

😊 Little Frog On a Log
Little frog, on a log
Sings his song, all day long.
Ribbit, Ribbit, Ribbit, Ribbit, Ribbit,
Ribbit (Kisses)

- Song & rhyme booklet

🎵 Song: Frogs away

Panel 10

- Babies are scientists, exploring everything

🎵 Song: We'll all shake our shakers

🎵 Song: I've got something In my pocket

🎵 Song: I have a little shaker

- Always supervise babies with props - be aware of choking hazards
- Children learn best through exploration (study about the toy)

🎵 Song: Shakers away

Panel 11

- Singing lullabies calms and relaxes babies.
- Rocking motions and hearing your heartbeat calms them.
- Use your baby's name!

🎵 Song: Too Ra Loo Ra Loo Ra, Too Ra Loo Ra Lie,

Too Ra Loo Ra Loo Ra,
Too Ra Loo Ra Lie,
You're my little hatchling,
so here's a lullaby.
Too Ra Loo Ra Loo Ra,
Too Ra Loo Ra Lie,
Let's both relax together, resting -
you and I.

Panel 12

- Libraries are places for finding answers to your questions.
- Librarians help people find what they are looking for
- Libraries welcome parents and babies
- You can meet other families with babies at the library.
- Meet future friends during library programs.

Panel 13

- The more words your baby learns, the better!

🎵 Song: Library Song (with lyrics)

Oh, the place for you and the place for me
is the local public library.
They have books and things they lend
for free.
It's the latest, it's the greatest, it's the library.

Educational, informational,
Entertainment that's sensational
It's a way of life, it's for you and me
It's the latest, it's the greatest, it's the library.
(Dum ba da da da dum, dum dum)

Panel 14

- Parents are their babies' first and very important teachers.
- Watch carefully when your baby plays with the frog puppet.
- Play with the puppet or shaker should always be supervised.
- Share something about your experience today, or about the Hatchlings program. Do you sing, talk, share books, or talk more with your baby?



Song: My Little Baby is Going to Sleep

Panel 15

- Questions?
- Please return the kits & fill out exit surveys
- Take a book, a bag, a calendar, and a Hatchlings song book
- Group picture time! Be sure your nametag shows.
- Thank you for coming! We're glad you were here.
- Please join us again next week!

Panel 16

- Thank you for coming!