




## SESSION 3

# Cheat Sheet




### Panel 1:

- Welcome to MGOL Hatchlings - In the Nest 1
- Fill out paperwork - (research & photos for articles and conference presentations)
- Reassure parents not to worry if their children make noise.
- Tell parents they don't need to sit still either
- Give guidance on what to do if a child starts loudly crying or wailing
- Don't wake the baby!
- Your baby learns by imitating you;
- Be enthusiastic / cell phones away
- Introductions



### Panel 2

-  Rhyme: Old Mother Goose
  - Smile, talk, sing, share books and play with your baby.
  - Early speech and language skills are associated with success in developing reading, writing, and social skills, in childhood and later in life.
-  Song: Talk, Sing, Share Books and Play.
  - "Mirror" the faces your baby makes; clap when your baby claps.
-  Song: Can You Clap With Two Hands?

### Panel 3


-  There are many ways to share books with your baby.
  - Make up stories. Count what's in the pictures.
  - Talk about what you see.
  - Sing to any tune you like or make up a song
-  Song: There are Bubbles in the Air
  - Try chanting! "You can do it!"
  - Babies' brains learn best when you talk directly to them, not by listening to the television or by listening to recorded music.
  - Use words to describe how you think your baby is feeling.
-  Song: Books Away

### Panel 4

- Name the parts of your babies' face and talk about the faces they are making.
-  Song: Who's That Tapping on My Shoulder?
-  Rhyme: Two Little Eyes to Look Around (with lyrics)


Two little eyes to look around,  
Two little ears to hear a sound.  
One little nose to smell what's sweet... (take a deep smell)  
And one little mouth that likes to eat! (mmmmmmm)

  - Use words to describe how you think your baby is feeling.

 Rhyme: This is Big, Big, Big


- Children love repetition.

### Panel 5

 Foot wave  
air bump  
jazz hands  
heart thump  
thumbs up  
clap hello  
chicken wing elbow  
rabbit ears  
fish face  
I bring you greetings  
from inner space

### Panel 6

- Repeating songs, rhymes, and stories helps your baby learn

 Rhyme: This is Bill Rodriguez

- Feel free to substitute your baby's name or names or people in your baby's life
- Watch your babies' faces and talk about their reactions.

### Panel 7

 Rum pum pum, this is my drum.

- Tap your name!
- Freeze games help children practice stopping.

 Song: And we walk...

 Song: Here we go in, in, in, in

- Babies learn movement words by acting them out.
- Walking, swaying, and singly softly comforts babies.

 Song: Baby, Baby, You're My Star

- Rhyme: Handy Spandy


### Panel 8

 Book: Wiggle! March!


 Song: I went to visit the farm one day

 Song: I went to visit the store one day

- Brainstorm: How else can you see that song?

 Song: Books Away


### Panel 9

- Sing and talk about the things your baby sees
  - Children who can name body parts can tell you what hurts.
-  Song: I Dropped My Frog
- Use the puppet to talk with your baby.
  - Use different voices and movements and see which ones your baby enjoys most.

 Song: Frogs Away

### Panel 10


- Babies are scientists
- Playing with musical instruments sparks curiosity and encourages scientific exploration.

 Song: Who's that tapping on my shoulder?

 Rhyme: Pizza, Pizza Hot

 Song: I've Got Something in my Pocket

- Talk with your baby about the shakers.

 Song: Shakers Away

- Optional: Music can make anything playful.

### Panel 11

- Parents need rest time too.
- The soft slow pace of lullabies helps you and your baby relax.

 Song: Too Ra Loo Ra Loo Ra

- Too Ra Loo Ra Loo Ra,  
Too Ra Loo Ra Lie,

You're my little hatchling,  
so here's a lullaby.  
Too Ra Loo Ra Loo Ra,  
Too Ra Loo Ra Lie,  
Let's both relax together,  
resting you and I

**Panel 12**

- Visit the library !



SONG: Oh, the place for you and the  
place for me  
is the local public library  
They have books and things they lend  
for free.  
It's the latest, it's the greatest, it's the  
library.  
Educational, informational,  
entertainment that's sensational  
It's a way of life, it's for you and me.  
It's the latest, it's the greatest, it's the  
library."

- Libraries have terrific free services:
- A library card lets you take materials home.

**Panel 13**

- What is something new you heard?
- Which song or rhyme will you do at home with your baby?
- The more words your baby learns, the better!
- Talk, sing, share books, and play with your child.



Song: Talk, Sing, Share Books, and Play

**Panel 14**

- Questions?
- Please return the kits & fill out exit surveys
- Take a book, a bag, a calendar, and a Hatchlings song book
- This week you get the shaker; next week you get the frog puppet!

- Group picture time! Be sure your nametag shows.
- Thank you for coming! We're glad you were here.
- Please join us again next week!

**Panel 15**

- Good-bye. Thanks for coming.
- Let's take a picture together. Please check that your nametag is showing.